



## VRLA Rechargeable Battery

# MSB-600 (MSB-600FR)

## (2V, 600Ah)



### FEATURES

- Sealed structure, no electrolyte leakage or spill.
- High performance alloy to secure corrosion-proof feature.
- Unique electrolyte system achieves maximum service life.
- Low self-discharge rate, lower than 3% capacity loss per month.
- Special paste formula promotes the good charging acceptance.
- Electrolyte with gel technology.

### APPLICATION

- Telecom
- UPS
- Central Office
- Energy Storage Systems



### SPECIFICATIONS

Nominal Voltage	2 V
Nominal Capacity	600Ah @ 10 hour rate F.V.(1.80V/cell)
Approx. Weight	46.0Kg(101.4lbs.)
Terminals	B6 (Fitting M8 bolt & nut) I3 is optional
Internal Resistance	≤ 0.7m Ω (Fully Charged)
Max. Discharge Current	2640 A (5 sec.)
Max. Charge Current	150 A
Operating Temperature Range	Charge : 0°C~40°C(32°F~104°F) Discharge : -20°C~50°C(-4°F~122°F) Storage : -20°C~40°C(-4°F~104°F)
Safety Valve	Opening pressure 10~35 kPa
Container Material	ABS(UL94-HB, UL94-V0 is optional)

ISO 9001



ISO14001



UL



TLC



TSE



- IEC60896-21/22
- JIS C 8704-2
- GB/T19638.2
- YD/T799

### DIMENSION(mm/inch)

### OUTER DIMENSIONS

### TERMINAL TYPE

#### Length

301±2.0 (11.86±0.08)

#### Width

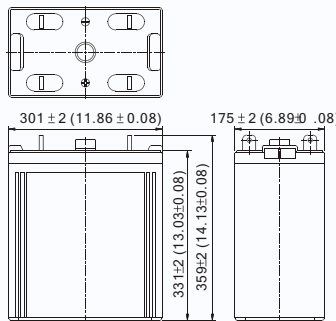
175±2.0 (6.89±0.08)

#### Container Height

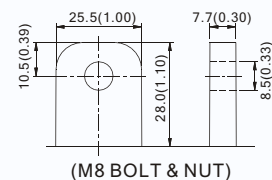
331±2.0 (13.03±0.08)

#### Total Height

359±2.0 (14.13±0.08)

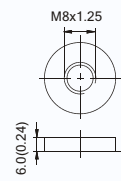


#### Terminal B6



(M8 BOLT & NUT)

#### Terminal I3



(M8 BOLT)

Terminal Hardware Initial Torque: 10.0 Nm ± 5%

### Constant power discharge characteristics at 25 °C/77 °F

Unit: W

F.V. (V/cell) \ Discharge Time	30 Min	1 Hr	2 Hr	3 Hr	4 Hr	5 Hr	6 Hr	8 Hr	10 Hr	12 Hr	20 Hr
1.85V	786.9	540.0	347.4	270.6	210.3	181.2	161.4	133.5	111.6	96.72	60.26
1.80V	873.0	594.0	375.0	286.6	231.6	197.4	171.9	142.8	118.1	101.39	63.20
1.75V	956.4	630.0	397.5	301.8	242.6	206.4	179.4	147.3	123.4	104.86	65.08
1.70V	1050.0	672.0	411.0	312.1	247.5	211.5	183.9	150.3	127.5	107.31	66.15
1.65V	1128.0	693.0	417.0	318.5	252.6	214.5	187.5	153.0	129.3	108.83	66.71
1.60V	1150.5	699.0	423.0	321.5	255.6	217.5	188.4	154.8	130.5	109.33	66.90

### Constant current discharge characteristics at 25 °C/77 °F

Unit: A

F.V. (V/cell) \ Discharge Time	30 Min	1 Hr	2 Hr	3 Hr	4 Hr	5 Hr	6 Hr	8 Hr	10 Hr	12 Hr	20 Hr
1.85V	420.0	288.0	183.0	141.5	111.0	93.9	81.0	66.0	56.1	48.62	30.29
1.80V	468.0	318.0	198.0	150.0	122.4	102.0	87.0	72.6	60.0	51.50	32.10
1.75V	516.9	339.0	210.9	158.8	128.4	108.0	93.0	75.9	63.3	53.81	33.39
1.70V	573.0	363.6	219.9	165.5	131.7	111.6	96.0	78.6	65.7	55.30	34.35
1.65V	613.5	378.3	225.9	171.0	135.0	114.6	99.6	81.0	66.9	56.01	34.80
1.60V	645.0	387.9	232.5	174.7	137.4	116.4	100.5	82.5	67.5	56.53	34.89

All data shall be changed without prior notice, BB reserves the right to explain and update the information contained herein.